
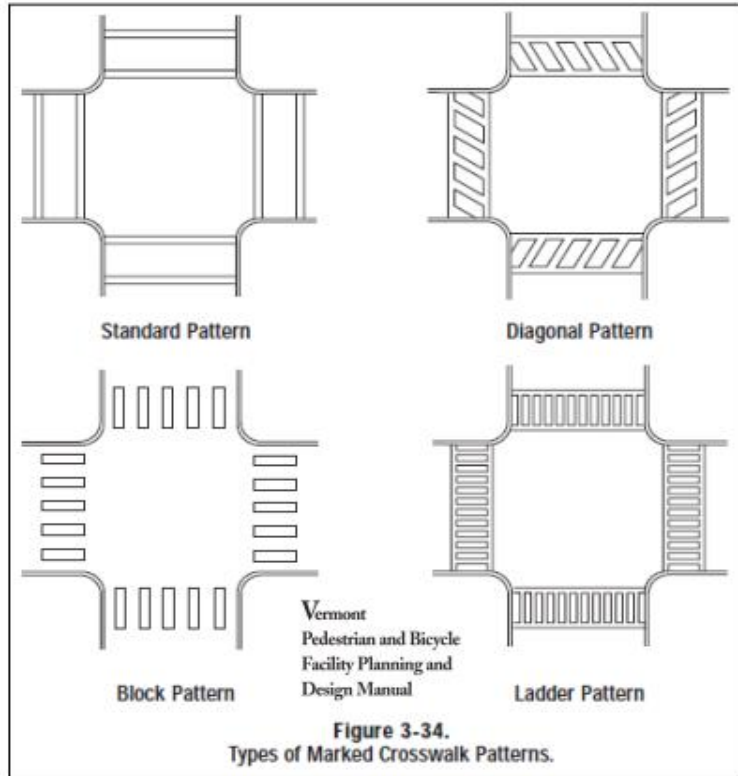


Summer 2020 Recommendations from the Pedestrian and Traffic Safety Task Force and the Hardwick Planning Commission

~ Updated in the Winter of 2024~

1. Repaint the crosswalks in a high visibility color
2. Install a speed sign before Hardwick Downtown (prior to the Glenside intersection)
3. Install signage to direct cars to alternate parking
4. Stop, wait, and wave signs at the crosswalks
5. Install a crosswalk near the bridge on North Main Street (over the Lamoille River).
6. Educate younger riders about sidewalk and crosswalk safety.

Repaint the crosswalks in a high visibility color.



Colored and Textured Crosswalk Design Treatments

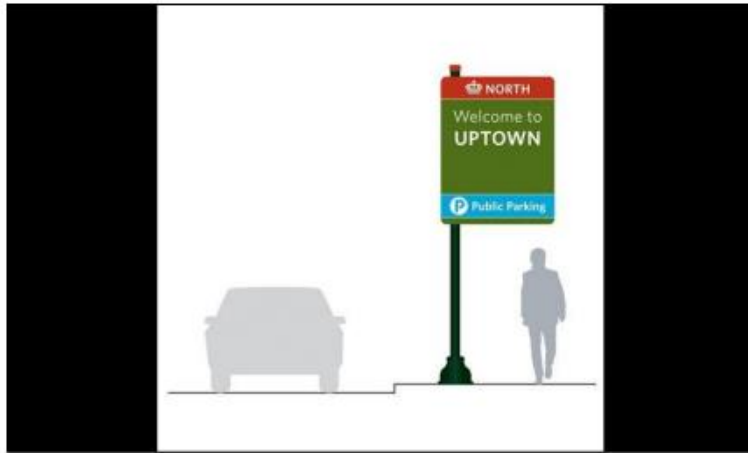
Colored and textured crosswalk design treatments are often used in village and downtown centers to improve the aesthetics of crosswalks. **One of the MUTCD approved crosswalk patterns must be used to delineate the colored and/or textured area.**



Install a speed sign before the village (prior to the Glenside intersection).



Install signage to direct cars to alternate parking.



Install *Stop, Wait, and Wave* signage at crosswalks.



Install crosswalk near the northern end of the bridge on Main Street.



Educate younger riders about sidewalk and crosswalk safety.

