

## Manager's Report

- VOREC Grant was submitted on Monday the 29<sup>th</sup> for the Pedestrian Bridge Park. Our CDC worked hard on this and I would also like to thank Helen Beattie for her input as well.
- Act 164 Task Force Dave Gross PC Chair and Dr. Di Giulio (Hazen Principal) have agreed to take part in the TF.
- Kiwanis is starting to plan their Spring Festival... hoping to have more floats and working on a plan for the Akins field activities following the parade.
- West Woodbury Mountain Plowing...The current arrangement is not equitable for the town I suggest a conversation with their board.

DWU

12/02/21

**2022-2023 HARDWICK TOWN BUDGET**

*Draft*

**Library Budget**

	<u>ACTUAL</u> <u>2020-2021</u>	<u>BUDGET</u> <u>2021-2022</u>	<u>PROPOSED</u> <u>2022-2023</u>	<u>\$</u> <u>DIFF.</u>	<u>%</u> <u>DIFF.</u>
Librarian Salary	\$38,069	\$44,135	\$46,783	\$2,648	6.00%
Asst.Librarian/Youth Librarian	\$17,420	\$17,655	\$18,714	\$1,059	6.00%
Library Clerk Salary	\$15,227	\$15,779	\$17,160	\$1,381	8.75%
Social Security/FICA Expense	\$5,677	\$6,205	\$6,613	\$408	6.57%
Worker's Comp	\$576	\$510	\$575	\$65	12.75%
Unemployment	\$245	\$225	\$250	\$25	11.11%
VLCT/PACIF	\$408	\$600	\$450	(\$150)	-25.00%
Health Insurance - Librarian only	\$6,893	\$8,168	\$8,214	\$46	0.56%
Dental/Vision/Life/Disability	\$601	\$650	\$610	(\$40)	-6.15%
Retirement	\$2,586	\$2,759	\$3,158	\$399	14.46%
Books- Adult	\$3,954	\$3,000	\$3,500	\$500	16.67%
Books - Juvenile	\$2,650	\$2,200	\$2,200	\$0	0.00%
Books - Young Adult	\$762	\$600	\$700	\$100	16.67%
Magazines- Adult	\$351	\$400	\$600	\$200	50.00%
Magazines - Juvenile	\$30	\$50	\$50	\$0	0.00%
Audio books/ DVDs - Adult	\$174	\$600	\$600	\$0	0.00%
Audio books/ DVDs - Juvenile	\$139	\$600	\$600	\$0	0.00%
Computer Software/Technology	\$120	\$435	\$435	\$0	0.00%
Computer Databases	\$2,071	\$1,600	\$1,800	\$200	12.50%
Courier Expense	\$479	\$260	\$400	\$140	53.85%
Fiber Connect (Sovernet)	\$2,276	\$780	\$1,900	\$1,120	143.59%
Equipment	\$0	\$200	\$200	\$0	0.00%
Telephone	\$855	\$900	\$900	\$0	0.00%
Supplies - General	\$1,862	\$2,500	\$2,500	\$0	0.00%
Youth Supplies	\$478	\$600	\$600	\$0	0.00%
Postage	\$566	\$800	\$700	(\$100)	-12.50%
Professional Services	\$198	\$230	\$200	(\$30)	-13.04%
Conferences / Memberships	\$278	\$600	\$400	(\$200)	-33.33%
Mileage	\$32	\$400	\$200	(\$200)	-50.00%
Advertising	\$65	\$100	\$100	\$0	0.00%
Restricted Donation Expense	\$100	\$0	\$0	\$0	0.00%
Jeudevine Friends Expense	\$0	\$0	\$0	\$0	0.00%
Interlibrary Grant Expense	\$525	\$0	\$0	\$0	100.00%
Misc. Grant Expense	\$6,692	\$0	\$0	\$0	0.00%
<b>Total Operating Budget</b>	<b>\$112,358</b>	<b>\$113,541</b>	<b>\$121,111</b>	<b>\$7,570</b>	<b>6.67%</b>
Custodial Services Expense	\$5,227	\$9,353	\$9,632	\$279	2.98%
Custodial Services S.S. Expense	\$400	\$716	\$737	\$21	2.93%
Building Insurance	\$1,153	\$1,500	\$1,500	\$0	0.00%
Electricity	\$676	\$1,740	\$1,860	\$120	6.90%
Fuel Oil	\$1,700	\$4,071	\$5,000	\$929	22.82%
Water/Sewer	\$743	\$750	\$800	\$50	6.67%
Maintenance Expense	\$418	\$1,500	\$1,500	\$0	0.00%
<b>Total Library Building Budget</b>	<b>\$10,316</b>	<b>\$19,630</b>	<b>\$21,029</b>	<b>\$1,399</b>	<b>7.13%</b>
Friends of Jeudevine Donations	\$ -				
Restricted Donations	\$ (211.96)				
Interest on Investments	\$ (56.00)				
Grant Income	\$ (7,920.00)		\$ (500.00)		
Fiber Connect Credits	\$ (1,500.00)		\$ (1,500.00)		
Courier Revenue	\$ (293.19)		\$ (250.00)		
Misc. Income	\$ (1,333.43)	\$ (8,000.00)	\$ (13,000.00)		
<b>Town Appropriation</b>	<b>\$117,191</b>	<b>\$125,171</b>	<b>\$128,890</b>	<b>\$3,719</b>	<b>2.97%</b>
<b>Fund Balance</b>	<b>10,673</b>				

Draft

2022-2023 HARDWICK TOWN BUDGET

*Recreation Budget*

	<u>ACTUAL</u> <u>2020-2021</u>	<u>BUDGET</u> <u>2021-2022</u>	<u>PROPOSED</u> <u>2022-2023</u>	<u>\$</u> <u>DIFF.</u>	<u>%</u> <u>DIFF.</u>
Rec Coordinator Salary	\$1,410	\$6,240	\$6,240	\$0	0.00%
Social Security/FICA	\$108	\$440	\$437	(\$3)	-0.73%
VLCT Workers Comp/Insurance	\$241	\$175	\$250	\$75	42.86%
VLCT Unemployment Insurance	\$44	\$45	\$60	\$15	33.33%
VLCT PACIF/Liability Insurance	\$89	\$106	\$100	(\$6)	-5.66%
Youth Program: Soccer, Swim, Ski	\$6,109	\$10,973	\$9,801	(\$1,172)	-10.68%
Mileage	\$0	\$262	\$100	\$0	0.00%
Community Programming	\$0	\$0	\$5,510	\$5,510	100.00%
Holiday Programs	\$190	\$1,500	\$0	(\$1,500)	-100.00%
Green-Up Day	\$1,001	\$700	\$0	(\$700)	-100.00%
Senior Programming	\$0	\$2,200	\$0	(\$2,200)	-100.00%
Supplies and Advertising	\$66	\$500	\$500	\$0	0.00%
Transfer to Capital	\$5,000	\$0	\$0	\$0	0.00%
Maintenance	\$1,103	\$2,000	\$2,000	\$0	0.00%
Training	\$0	\$310	\$0	(\$310)	-100.00%
Sports Programming	\$0	\$800	\$0	(\$800)	-100.00%
<b>Total Expenses</b>	<b>\$15,361</b>	<b>\$26,251</b>	<b>\$24,998</b>	<b>-\$1,252</b>	<b>-4.77%</b>

2022-2023 HARDWICK TOWN BUDGET

*Trails Budget*

	<u>ACTUAL</u> <u>2020-2021</u>	<u>BUDGET</u> <u>2021-2022</u>	<u>PROPOSED</u> <u>2022-2023</u>	<u>\$</u> <u>DIFF.</u>	<u>%</u> <u>DIFF.</u>
Salaries	\$3,137	\$3,780	\$4,003	\$223	5.90%
Social Security/FICA	\$240	\$302	\$320	\$18	5.96%
Trail Repair & New Construction	\$233	\$800	\$800	\$0	0.00%
Equipment Repair and Maintenance	\$610	\$1,000	\$1,000	\$0	0.00%
Gas, Oil and Diesel	\$285	\$700	\$700	\$0	0.00%
Publicity/Advertising/Signage & Maps	\$173	\$400	\$400	\$0	0.00%
Program and Activities	\$1,018	\$1,000	\$1,000	\$0	0.00%
VLCT Workers Comp/Insurance	\$178	\$175	\$185	\$10	5.71%
VLCT Unemployment Insurance	\$36	\$40	\$40	\$0	0.00%
VLCT PACIF/Liability Insurance	\$246	\$350	\$300	(\$50)	-14.29%
<b>TOTALS</b>	<b>\$6,155</b>	<b>\$8,547</b>	<b>\$8,748</b>	<b>\$201</b>	<b>2.35%</b>





## **HARDWICK EMERGENCY RESCUE SQUAD**

PO Box 837, Hardwick VT 05843

Phone/Fax # 802-472-6343

Nov 19, 2021

Hardwick Rescue Squad (HRS) has been proudly serving our local communities for over 50 years. In 2020, despite a global pandemic, HRS ran 647 calls with over 700 calls for service. This year we have already exceeded this number and may well break 800 calls for service. To put this in perspective HRS ran 511 calls in 2017. The large majority of these calls are answered by volunteers. HRS employs two full time staff: one paramedic and one advanced EMT. These individuals represent approximately 4,160 hours of paid time. The volunteers of HRS give over 22,120 hours of time. This does not include coverage for second calls, training, community events, meetings, etc. HRS has seen critical staffing levels for over a year now despite numerous members who regularly volunteer more time per week than is covered by our full-time paid staff.

With rates of volunteerism falling nationally and consistent gaps in our schedule becoming the norm our main budgetary change this year is the addition of a third full time provider. During COVID-19 numerous volunteers retired from our roster out of concern for family or themselves. Despite that, HRS has stayed fully operational. Our staffing issues have persisted despite the membership working hard to recruit and train new volunteers. Our EMT class will end in January and hopefully add several EMTs to our service. It often takes an entire year to fully train a new provider as they must take an EMT course (150 hours) and then become competent on the ambulance and with our operations. Additionally, as most of us have seen in our everyday life the cost of nearly everything has risen. At HRS we too must pay more for gas, propane, supplies, and vehicles increasing almost every line item in our budget. We have also begun to exceed the limitations of our station, with COVID-19 highlighting issues with our training space and staff sleeping quarters. With many of our members traveling from outside the service area to work shifts, we are struggling to provide a safe, comfortable and welcoming place for them to spend the 12 to 24 hours they are on duty.

The dedicated members of HRS are committed to continuing to provide exceptional service to our service area. Our HRS members receive no monetary compensation for their time and despite this are willing to respond at any hour of the day or night to assist any individual in need. It is humbling to lead such a group of dedicated and passionate volunteers. I don't think anyone can walk through a town these days and not see help wanted signs. With that in mind, consider the gravity of your neighbors consistently donating hundreds of hours of their time for free to help their fellow humans. I hope as members of the communities we serve you will continue to support the hard work of your friends and neighbors who choose to answer the call. I also hope you consider finding a way to give back no matter how small. HRS is always open and happy to train you if you would like to join our noble cause. We appreciate your continued support.

Regards,

Lindsay O'Steen, AEMT.  
President of HRS



Draft

### Hardwick Emergency Rescue Squad, Inc.

#### 2022 Budget

Revenue	2021 Budget	2022 Budget
Service Income	\$200,000.00	\$200,000.00
Town Appropriations	\$100,000.00	\$148,300.00
<b>Total Revenue</b>	<b>\$300,000.00</b>	<b>\$348,300.00</b>

Expenses	2021 Budget	2022 Budget
Professional Services	\$6,000.00	\$6,000.00
Ambulances	\$12,000.00	\$15,000.00
Billing Service	\$4,500.00	\$4,500.00
Dispatch	\$27,000.00	\$28,000.00
Equipment	\$10,000.00	\$10,000.00
Insurance	\$24,000.00	\$23,000.00
Membership	\$5,000.00	\$5,000.00
Office	\$2,500.00	\$2,500.00
Payroll	\$100,000.00	\$135,000.00
Health Ins.	\$5,000.00	\$12,000.00
Building Maintenance	\$1,500.00	\$1,500.00
Supplies	\$20,000.00	\$20,000.00
Training	\$5,000.00	\$5,000.00
Utilities	\$7,000.00	\$10,000.00
Ambulance Capital Fund	\$50,000.00	\$50,000.00
Building Capital Fund	\$6,650.00	\$6,650.00
Equipment Capital Fund	\$6,650.00	\$6,650.00
Vt State Ambulance Tax	\$7,200.00	\$7,500.00
<b>Total Expenses</b>	<b>\$300,000.00</b>	<b>\$348,300.00</b>


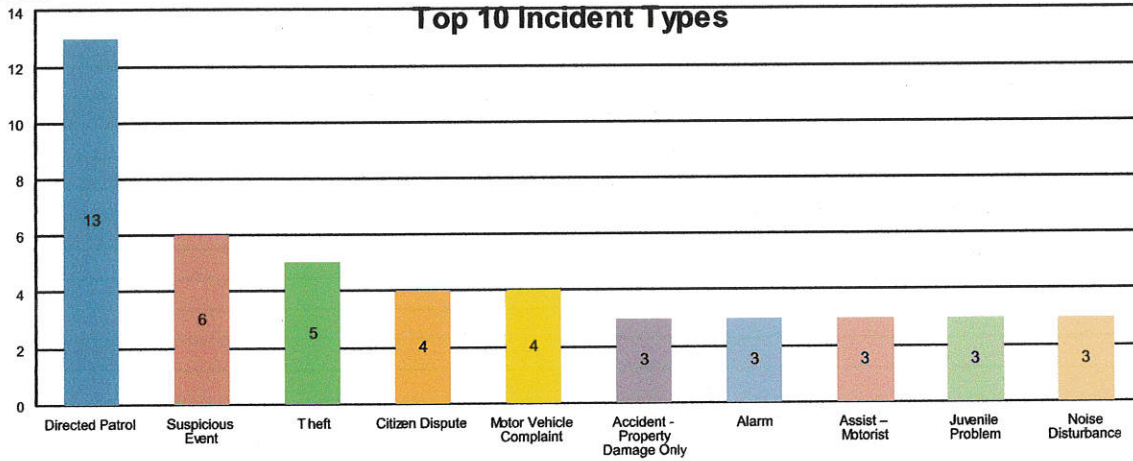
\*\*radios

20,000 (A1) 30,000(A2)

Town Appropriations		Pro-Rated 2021		Pro-Rated 2022
Hardwick	45.50%	\$45,501.29	48.05%	\$71,263.69
Craftsbury	13.37%	\$13,367.61	13.43%	\$19,923.18
Greensboro	14.95%	\$14,946.75	14.12%	\$20,944.88
Stannard	1.25%	\$1,248.62	1.52%	\$2,247.74
Walden	2.50%	\$2,497.25	2.89%	\$4,291.46
Wolcott	12.71%	\$12,706.57	11.16%	\$16,551.57
Woodbury	9.73%	\$9,731.91	8.82%	\$13,077.48
<b>Total</b>		<b>\$100,000.00</b>		<b>\$148,300.00</b>

26,280 Hrs OF ALL  
 4,160 PAID  
 11.16%

**Incident Analysis Report**  
Rev.02/17/12



**Incident Analysis Report**

From: 11/19/2021 4:32

To: 12/01/2021 19:56

**Hardwick Police Department**

ORI: VT0030100

Call Type	Count of Inc.	% of Total Inc.	Month	Count of Inc.	% of Inc. Type
<b>911 Hangup</b>	1	1.72%	November	1	100.00%
<b>Accident - Property Damage Only</b>	3	5.17%	November	2	66.67%
			December	1	33.33%
<b>Alarm</b>	3	5.17%	November	3	100.00%
<b>Animal Problem</b>	1	1.72%	November	1	100.00%
<b>Assist - Motorist</b>	3	5.17%	November	3	100.00%
<b>Assist - Public</b>	2	3.45%	November	2	100.00%



**Incident Analysis Report**

From: 11/19/2021 4:32

To: 12/01/2021 19:56

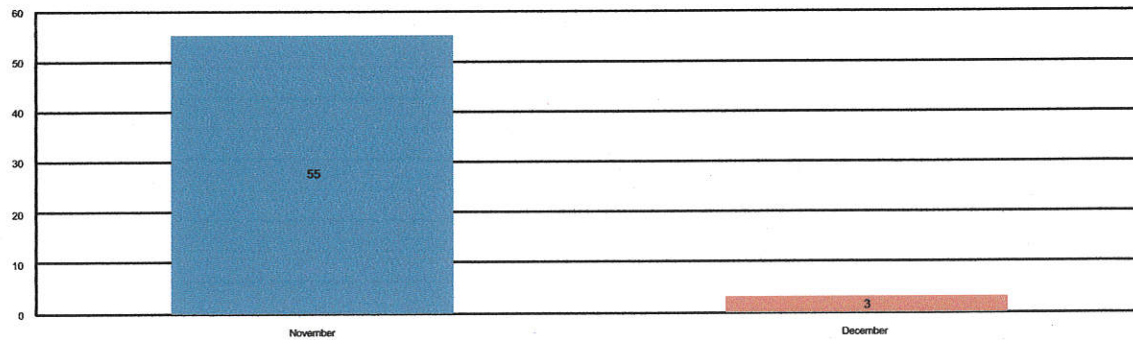
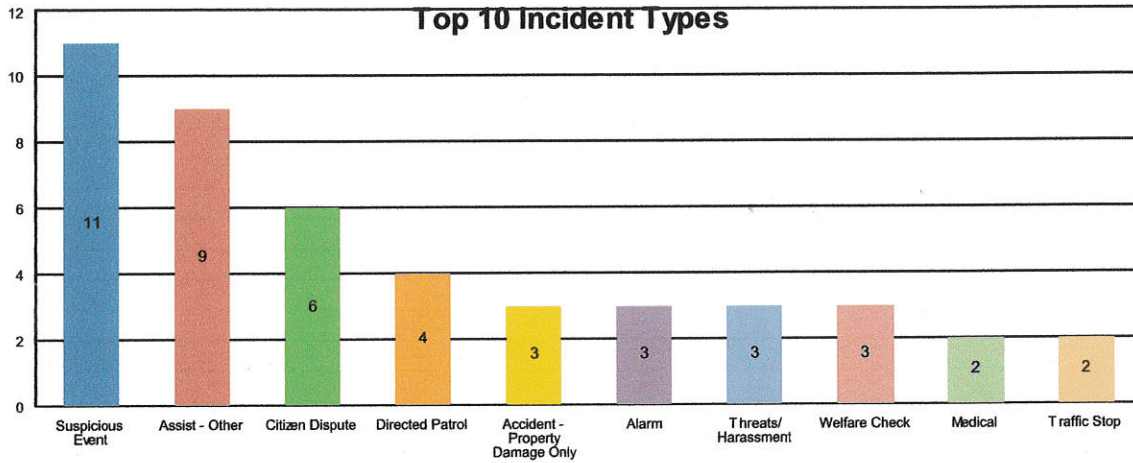
**Hardwick Police Department**

ORI: VT0030100

Call Type	Count of Inc.	% of Total Inc.	Month	Count of Inc.	% of Inc. Type
<b>Citizen Dispute</b>	4	6.90%	November	4	100.00%
<b>Directed Patrol</b>	13	22.41%	November	12	92.31%
			December	1	7.69%
<b>Foot Patrol</b>	1	1.72%	November	1	100.00%
<b>Found Property</b>	1	1.72%	November	1	100.00%
<b>Juvenile Problem</b>	3	5.17%	November	3	100.00%
<b>Mental Health Incident</b>	1	1.72%	November	1	100.00%
<b>Motor Vehicle Complaint</b>	4	6.90%	November	4	100.00%
<b>Noise Disturbance</b>	3	5.17%	November	3	100.00%
<b>Radar Sign</b>	1	1.72%	November	1	100.00%
<b>Suspicious Event</b>	6	10.34%	November	6	100.00%
<b>Theft</b>	5	8.62%	November	3	60.00%
			December	2	40.00%
<b>Traffic Hazard</b>	1	1.72%	November	1	100.00%
<b>Traffic Stop</b>	1	1.72%	November	1	100.00%
<b>Trespassing</b>	1	1.72%	November	1	100.00%
<b>Total:</b>	<b>58</b>				



**Incident Analysis Report**  
Rev.02/17/12



**Incident Analysis Report**

From: 11/19/2020 7:50

To: 12/01/2020 19:35

**Hardwick Police Department**

ORI: VT0030100

Call Type	Count of Inc.	% of Total Inc.	Month	Count of Inc.	% of Inc. Type
<b>911 Hangup</b>	1	1.72%	November	1	100.00%
<b>Accident - Injury to Person(s)</b>	1	1.72%	November	1	100.00%
<b>Accident - Property Damage Only</b>	3	5.17%	November	3	100.00%
<b>Alarm</b>	3	5.17%	November	2	66.67%
			December	1	33.33%
<b>Animal Problem</b>	1	1.72%	November	1	100.00%
<b>Assist - Agency</b>	1	1.72%	November	1	100.00%

**Incident Analysis Report**

From: 11/19/2020 7:50

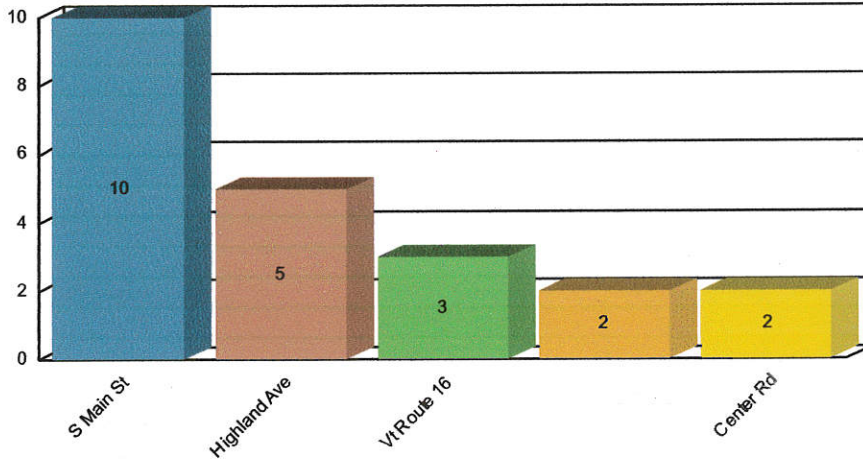
To: 12/01/2020 19:35

**Hardwick Police Department**

ORI: VT0030100

Call Type	Count of Inc.	% of Total Inc.	Month	Count of Inc.	% of Inc. Type
<b>Assist - Other</b>	9	15.52%	November	9	100.00%
<b>Assist - Public</b>	1	1.72%	November	1	100.00%
<b>Bad Check</b>	1	1.72%	November	1	100.00%
<b>Citizen Dispute</b>	6	10.34%	November	6	100.00%
<b>Dead Body</b>	1	1.72%	November	1	100.00%
<b>Directed Patrol</b>	4	6.90%	November	4	100.00%
<b>Juvenile Problem</b>	1	1.72%	November	1	100.00%
<b>Medical</b>	2	3.45%	November	2	100.00%
<b>Property Damage</b>	1	1.72%	November	1	100.00%
<b>Suspicious Event</b>	11	18.97%	November	11	100.00%
<b>Theft</b>	1	1.72%	December	1	100.00%
<b>Threats/ Harassment</b>	3	5.17%	November	3	100.00%
<b>Traffic Stop</b>	2	3.45%	November	2	100.00%
<b>VIN verification</b>	2	3.45%	November	2	100.00%
<b>Welfare Check</b>	3	5.17%	November	2	66.67%
			December	1	33.33%
<b>Total:</b>	<b>58</b>				

### Top 5 Locations



### Activity by Location Report

From: 11/19/2021 4:32 To: 12/01/2021 19:56

ORI: VT0030100 Hardwick Police Department

Hardwick		Incidents in Hardwick 55	94.83% of Total Incidents in this Report
Carey Rd			1
1 @ Carey Rd	100.00% of activity on Carey Rd		
Center Rd			2
2 @ Center Rd	100.00% of activity on Center Rd		
Church St			2
2 @ Church St	100.00% of activity on Church St		
Cobb School Rd			1
1 @ Cobb School Rd	100.00% of activity on Cobb School Rd		
Edgewood St			1
1 @ Edgewood St	100.00% of activity on Edgewood St		
Elm St			1
1 @ Elm St	100.00% of activity on Elm St		
Evergreen Manor Dr			1
1 @ Evergreen Manor Dr	100.00% of activity on Evergreen Manor Dr		
Hazen Union Dr			1
1 @ Hazen Union Dr	100.00% of activity on Hazen Union Dr		
High St			1
1 @ High St	100.00% of activity on High St		
Highland Ave			5
5 @ Highland Ave	100.00% of activity on Highland Ave		
Hillary Dr			1
1 @ Hillary Dr	100.00% of activity on Hillary Dr		
Hillside St			1
1 @ Hillside St	100.00% of activity on Hillside St		
Houston Hill Rd			1
1 @ Houston Hill Rd	100.00% of activity on Houston Hill Rd		



### Activity by Location Report

From: 11/19/2021 4:32 To: 12/01/2021 19:56

<b>Hardwick</b>		Incidents in Hardwick 55	94.83% of Total Incidents in this Report
<b>Kate Brook Rd / Gates Trl</b>			1
1 @ Kate Brook Rd / Gates Trl	100.00% of activity on Kate Brook Rd / Gates Trl		
<b>Mill St</b>			2
2 @ Mill St	100.00% of activity on Mill St		
<b>Mill st/the Inn</b>			1
1 @ Mill st/the Inn	100.00% of activity on Mill st/the Inn		
<b>Mini Mart Dr</b>			1
1 @ Mini Mart Dr	100.00% of activity on Mini Mart Dr		
<b>Montgomery Rd</b>			1
1 @ Montgomery Rd	100.00% of activity on Montgomery Rd		
<b>N Main St</b>			1
1 @ N Main St	100.00% of activity on N Main St		
<b>N Main ST / Putnam Ave</b>			1
1 @ N Main ST / Putnam Ave	100.00% of activity on N Main ST / Putnam Ave		
<b>Pleasant St</b>			1
1 @ Pleasant St	100.00% of activity on Pleasant St		
<b>S Main St</b>			10
10 @ S Main St	100.00% of activity on S Main St		
<b>Spring St</b>			1
1 @ Spring St	100.00% of activity on Spring St		
<b>Spruce Dr</b>			1
1 @ Spruce Dr	100.00% of activity on Spruce Dr		
<b>Upper Cherry St</b>			2
2 @ Upper Cherry St	100.00% of activity on Upper Cherry St		
<b>Vt Route 14</b>			1
1 @ VT Route 14	100.00% of activity on Vt Route 14		
<b>Vt Route 15 E</b>			1
1 @ Vt Route 15 E	100.00% of activity on Vt Route 15 E		
<b>Vt Route 15 W</b>			1
1 @ Vt Route 15 W	100.00% of activity on Vt Route 15 W		
<b>Vt Route 16</b>			3
3 @ Vt Route 16	100.00% of activity on Vt Route 16		
<b>Vt Rt 14</b>			1
1 @ Vt Rt 14	100.00% of activity on Vt Rt 14		
<b>Vt Rt 15</b>			1
1 @ Vt Rt 15	100.00% of activity on Vt Rt 15		
<b>VT RT 15 E / VT RT 16</b>			1
1 @ VT RT 15 E / VT RT 16	100.00% of activity on VT RT 15 E / VT RT 16		
<b>W Church St</b>			1
1 @ W Church St	100.00% of activity on W Church St		
<b>Wolcott St</b>			2
2 @ Wolcott St	100.00% of activity on Wolcott St		
<b>Woodbury St</b>			1
1 @ Woodbury St	100.00% of activity on Woodbury St		

**Activity by Location Report**

From: 11/19/2021 4:32 To: 12/01/2021 19:56

	2	3.45% of Total Incidents in this Report	
2 @		100.00% of activity on	2
<b>E Hardwick</b>	Incidents in E Hardwick 1	1.72% of Total Incidents in this Report	
<b>E Church St</b>			1
1 @ E Church St		100.00% of activity on E Church St	
		<b>Total Incidents</b>	<b>58</b>

**Media Log Report**

Rev.01/26/12

From: 11/19/2021 4:32

To: 12/01/2021 19:56

Date/Time	Incident #	Call Type	Location
<b>ORI: VT0030100</b>		<b>Hardwick Police Department</b>	
12/1/21 19:56	21HW001933	Theft	Vt Route 15 W
12/1/21 17:10	21HW001932	Accident - Property Damage On	
12/1/21 15:41	21HW001931	Theft	Evergreen Manor Dr
12/1/21 7:20	21HW001930	Directed Patrol	S Main St
11/30/21 23:26	21HW001929	Assist - Motorist	VT RT 15 E / VT RT 16
11/30/21 20:13	21HW001928	Mental Health Incident	Woodbury St
11/30/21 11:47	21HW001927	Suspicious Event	S Main St
11/30/21 11:24	21HW001926	Suspicious Event	Pleasant St
11/30/21 11:09	21HW001925	Juvenile Problem	Hazen Union Dr
11/30/21 7:21	21HW001924	Directed Patrol	S Main St
11/29/21 22:43	21HW001923	911 Hangup	Hillary Dr
11/29/21 22:39	21HW001922	Citizen Dispute	Vt Route 16
11/29/21 13:31	21HW001921	Assist - Public	W Church St
11/29/21 11:01	21HW001920	Assist - Public	High St
11/29/21 7:24	21HW001919	Directed Patrol	S Main St
11/28/21 20:04	21HW001918	Directed Patrol	Highland Ave
11/28/21 11:40	21HW001917	Citizen Dispute	Carey Rd
11/27/21 21:01	21HW001916	Juvenile Problem	Hillside St
11/27/21 12:39	21HW001915	Alarm	N Main St
11/27/21 6:08	21HW001914	Accident - Property Damage On	Vt Route 15 E
11/26/21 22:32	21HW001913	Assist - Motorist	Center Rd



**Media Log Report**

Rev.01/26/12

From: 11/19/2021 4:32

To: 12/01/2021 19:56

Date/Time	Incident #	Call Type	Location
<b>ORI: VT0030100</b>		<b>Hardwick Police Department</b>	
11/26/21 20:30	21HW001912	Directed Patrol	Highland Ave
11/26/21 16:27	21HW001911	Motor Vehicle Complaint	Wolcott St
11/26/21 16:24	21HW001910	Theft	Wolcott St
11/26/21 9:40	21HW001909	Theft	Houston Hill Rd
11/26/21 4:21	21HW001908	Citizen Dispute	Vt Route 14
11/25/21 13:55	21HW001907	Suspicious Event	Mill St
11/25/21 11:29	21HW001906	Traffic Hazard	Kate Brook Rd / Gates Trl
11/24/21 18:01	21HW001905	Citizen Dispute	Elm St
11/23/21 22:41	21HW001904	Directed Patrol	Upper Cherry St
11/23/21 21:05	21HW001903	Directed Patrol	Highland Ave
11/23/21 10:21	21HW001902	Motor Vehicle Complaint	S Main St
11/23/21 7:29	21HW001901	Directed Patrol	S Main St
11/22/21 21:59	21HW001900	Foot Patrol	S Main St
11/22/21 21:05	21HW001899	Directed Patrol	Highland Ave
11/22/21 20:39	21HW001898	Directed Patrol	Upper Cherry St
11/22/21 19:51	21HW001897	Alarm	Vt Route 16
11/22/21 19:29	21HW001896	Suspicious Event	Montgomery Rd
11/22/21 9:54	21HW001895	Directed Patrol	Highland Ave
11/22/21 7:28	21HW001894	Directed Patrol	S Main St
11/21/21 20:38	21HW001893	Suspicious Event	Spring St

**Media Log Report**

Rev.01/26/12

From: 11/19/2021 4:32

To: 12/01/2021 19:56

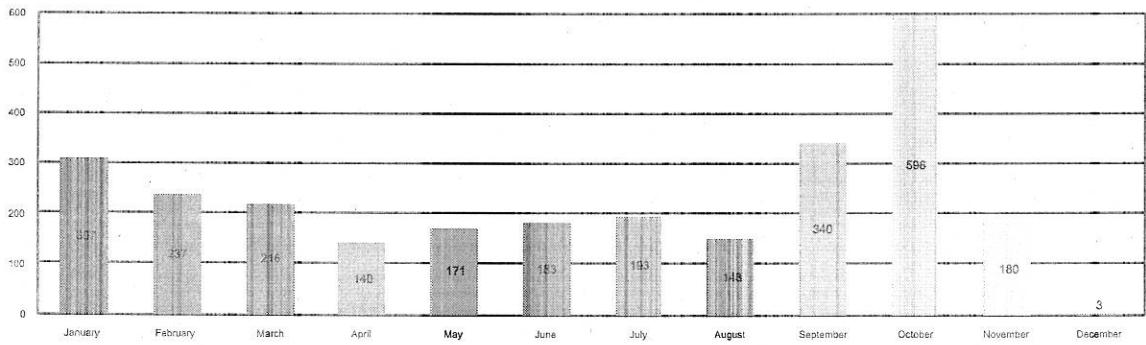
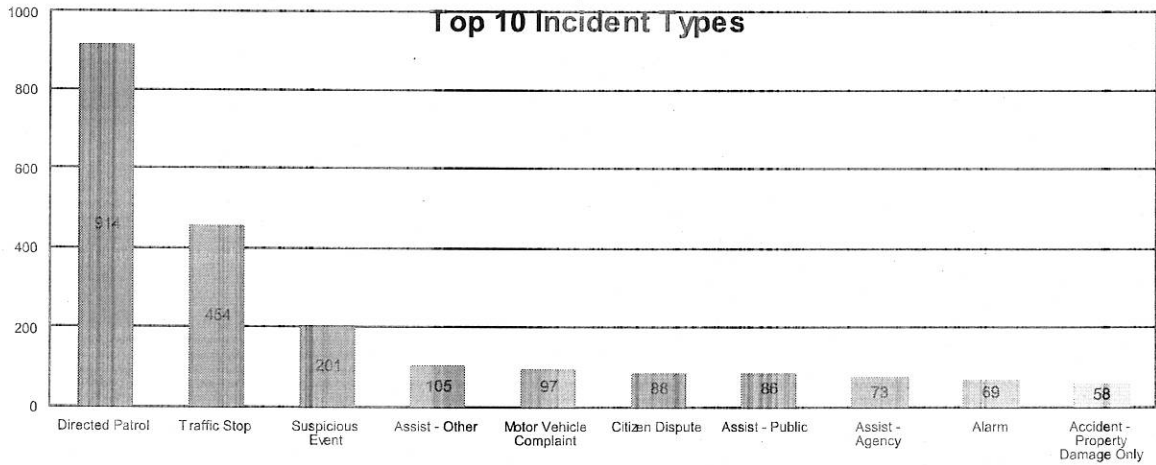
Date/Time	Incident #	Call Type	Location
<b>ORI: VT0030100</b>		<b>Hardwick Police Department</b>	
11/21/21 19:23	21HW001892	Juvenile Problem	Edgewood St
11/21/21 17:17	21HW001891	Motor Vehicle Complaint	Vt Rt 15
11/21/21 16:39	21HW001890	Suspicious Event	Vt Rt 14
11/21/21 14:43	21HW001889	Radar Sign	Mill st/the Inn
11/20/21 17:36	21HW001888	Traffic Stop	
11/20/21 17:24	21HW001887	Theft	Mill St
11/20/21 17:04	21HW001886	Assist – Motorist	N Main ST / Putnam Ave
11/20/21 15:24	21HW001885	Found Property	S Main St
11/20/21 3:31	21HW001884	Noise Disturbance	Church St
11/20/21 0:36	21HW001883	Noise Disturbance	Church St
11/19/21 22:32	21HW001882	Noise Disturbance	Mini Mart Dr
11/19/21 17:47	21HW001881	Animal Problem	Spruce Dr
11/19/21 17:16	21HW001880	Accident - Property Damage On	Center Rd
11/19/21 9:36	21HW001879	Trespassing	E Church St
11/19/21 8:19	21HW001878	Motor Vehicle Complaint	Cobb School Rd
11/19/21 7:27	21HW001877	Directed Patrol	S Main St
11/19/21 4:32	21HW001876	Alarm	Vt Route 16

---

**Total Incidents 58**

**Incident Analysis Report**

Rev.02/17/12



**Incident Analysis Report**

From: 01/01/2020 0:21

To: 12/01/2020 19:35

**Hardwick Police Department**

ORI: VT0030100

Call Type

Call Type	Count of Inc.	% of Total Inc.	Month	Count of Inc.	% of Inc. Type
<b>911 Hangup</b>	<b>32</b>	<b>1.18%</b>	January	3	9.38%
			February	3	9.38%
			March	3	9.38%
			April	1	3.13%
			May	5	15.63%
			June	3	9.38%
			July	4	12.50%
			September	4	12.50%
			October	1	3.13%
			November	5	15.63%
<b>Accident - Injury to Person(s)</b>	<b>21</b>	<b>0.77%</b>	January	3	14.29%
			March	1	4.76%

**Incident Analysis Report**

From: 01/01/2020 0:21

To: 12/01/2020 19:35

**Hardwick Police Department**

ORI: VT0030100  
Call Type

Count of Inc.	% of Total Inc.	Month	Count of Inc.	% of Inc. Type
		April	2	9.52%
		May	2	9.52%
		June	2	9.52%
		July	1	4.76%
		August	2	9.52%
		September	1	4.76%
		October	2	9.52%
		November	5	23.81%
<hr/>				
<b>Accident - LSA</b>	<b>2</b>			<b>0.07%</b>
		June	1	50.00%
		July	1	50.00%
<hr/>				
<b>Accident - Property Damage Only</b>	<b>58</b>			<b>2.14%</b>
		January	13	22.41%
		February	5	8.62%
		March	5	8.62%
		April	2	3.45%
		May	4	6.90%
		June	4	6.90%
		July	7	12.07%
		August	4	6.90%
		September	6	10.34%
		October	3	5.17%
		November	5	8.62%
<hr/>				
<b>Alarm</b>	<b>69</b>			<b>2.54%</b>
		January	7	10.14%
		February	5	7.25%
		March	5	7.25%
		April	2	2.90%
		May	9	13.04%
		June	9	13.04%
		July	9	13.04%
		August	3	4.35%
		September	7	10.14%
		October	6	8.70%
		November	6	8.70%



**Incident Analysis Report**

From: 01/01/2020 0:21

To: 12/01/2020 19:35

**Hardwick Police Department**

ORI: VT0030100  
Call Type

Count of Inc.	% of Total Inc.	Month	Count of Inc.	% of Inc. Type
		December	1	1.45%
<b>Animal Problem</b>	<b>35</b>			
		January	3	8.57%
		February	1	2.86%
		March	1	2.86%
		April	4	11.43%
		May	4	11.43%
		June	2	5.71%
		July	3	8.57%
		August	5	14.29%
		September	7	20.00%
		October	2	5.71%
		November	3	8.57%
<b>Assault</b>	<b>3</b>			
		January	2	66.67%
		February	1	33.33%
<b>Assist - Agency</b>	<b>73</b>			
		January	7	9.59%
		February	4	5.48%
		March	6	8.22%
		April	6	8.22%
		May	8	10.96%
		June	7	9.59%
		July	10	13.70%
		August	3	4.11%
		September	12	16.44%
		October	7	9.59%
		November	3	4.11%
<b>Assist - Motorist</b>	<b>18</b>			
		January	6	33.33%
		February	5	27.78%
		March	1	5.56%
		July	1	5.56%
		August	2	11.11%
		September	2	11.11%

**Incident Analysis Report**

From: 01/01/2020 0:21

To: 12/01/2020 19:35

**Hardwick Police Department**

ORI: VT0030100  
Call Type

Count of Inc.	% of Total Inc.	Month	Count of Inc.	% of Inc. Type
		October	1	5.56%
<b>105</b>	<b>3.87%</b>			
<b>Assist - Other</b>				
		January	4	3.81%
		February	2	1.90%
		March	8	7.62%
		April	14	13.33%
		May	10	9.52%
		June	12	11.43%
		July	14	13.33%
		August	9	8.57%
		September	11	10.48%
		October	11	10.48%
		November	10	9.52%
<b>86</b>	<b>3.17%</b>			
<b>Assist - Public</b>				
		January	8	9.30%
		February	11	12.79%
		March	10	11.63%
		April	4	4.65%
		May	12	13.95%
		June	14	16.28%
		July	10	11.63%
		August	10	11.63%
		September	2	2.33%
		October	3	3.49%
		November	2	2.33%
<b>6</b>	<b>0.22%</b>			
<b>ATV Incident</b>				
		March	1	16.67%
		May	3	50.00%
		July	2	33.33%
<b>6</b>	<b>0.22%</b>			
<b>Background Investigation</b>				
		March	2	33.33%
		April	1	16.67%
		June	1	16.67%
		July	1	16.67%
		August	1	16.67%

**Incident Analysis Report**

From: 01/01/2020 0:21

To: 12/01/2020 19:35

**Hardwick Police Department**

ORI: VT0030100

Call Type	Count of Inc.	% of Total Inc.	Month	Count of Inc.	% of Inc. Type
<b>Bad Check</b>	<b>5</b>	<b>0.18%</b>			
			August	2	40.00%
			October	2	40.00%
			November	1	20.00%
<b>Burglary</b>	<b>4</b>	<b>0.15%</b>			
			September	1	25.00%
			October	1	25.00%
			November	2	50.00%
<b>Citizen Dispute</b>	<b>88</b>	<b>3.24%</b>			
			January	7	7.95%
			February	11	12.50%
			March	10	11.36%
			April	6	6.82%
			May	8	9.09%
			June	10	11.36%
			July	8	9.09%
			August	7	7.95%
			September	5	5.68%
			October	7	7.95%
			November	9	10.23%
<b>CO Alarm</b>	<b>1</b>	<b>0.04%</b>			
			November	1	100.00%
<b>Custodial Dispute</b>	<b>3</b>	<b>0.11%</b>			
			August	1	33.33%
			September	1	33.33%
			October	1	33.33%
<b>Dead Body</b>	<b>13</b>	<b>0.48%</b>			
			January	3	23.08%
			February	2	15.38%
			May	1	7.69%
			June	2	15.38%
			July	1	7.69%
			August	1	7.69%
			November	3	23.08%
<b>Directed Patrol</b>	<b>914</b>	<b>33.68%</b>			

**Incident Analysis Report**

From: 01/01/2020 0:21

To: 12/01/2020 19:35

**Hardwick Police Department**

ORI: VT0030100  
Call Type

	Count of Inc.	% of Total Inc.	Month	Count of Inc.	% of Inc. Type
			January	55	6.02%
			February	76	8.32%
			March	69	7.55%
			April	51	5.58%
			May	29	3.17%
			June	1	0.11%
			July	1	0.11%
			August	3	0.33%
			September	150	16.41%
			October	417	45.62%
			November	62	6.78%
<b>DLS</b>	<b>11</b>	<b>0.41%</b>			
			January	1	9.09%
			February	1	9.09%
			March	1	9.09%
			April	1	9.09%
			May	2	18.18%
			June	2	18.18%
			July	2	18.18%
			November	1	9.09%
<b>Drugs</b>	<b>1</b>	<b>0.04%</b>			
			July	1	100.00%
<b>DUI</b>	<b>4</b>	<b>0.15%</b>			
			January	1	25.00%
			February	1	25.00%
			October	2	50.00%
<b>Explosives</b>	<b>1</b>	<b>0.04%</b>			
			October	1	100.00%
<b>False Info to Police</b>	<b>1</b>	<b>0.04%</b>			
			April	1	100.00%
<b>Fingerprints</b>	<b>3</b>	<b>0.11%</b>			
			March	2	66.67%
			October	1	33.33%
<b>Fire</b>	<b>9</b>	<b>0.33%</b>			
			February	1	11.11%



**Incident Analysis Report**

From: 01/01/2020 0:21

To: 12/01/2020 19:35

**Hardwick Police Department**

ORI: VT0030100  
Call Type

Call Type	Count of Inc.	% of Total Inc.	Month	Count of Inc.	% of Inc. Type
			March	2	22.22%
			May	2	22.22%
			June	1	11.11%
			July	2	22.22%
			November	1	11.11%
<b>Fire Alarm</b>	<b>2</b>	<b>0.07%</b>			
			April	1	50.00%
			October	1	50.00%
<b>Fire Hazard</b>	<b>1</b>	<b>0.04%</b>			
			September	1	100.00%
<b>Foot Patrol</b>	<b>2</b>	<b>0.07%</b>			
			January	1	50.00%
			September	1	50.00%
<b>Found Property</b>	<b>7</b>	<b>0.26%</b>			
			January	1	14.29%
			March	1	14.29%
			April	2	28.57%
			June	1	14.29%
			July	1	14.29%
			November	1	14.29%
<b>Fraud</b>	<b>10</b>	<b>0.37%</b>			
			January	3	30.00%
			February	1	10.00%
			August	1	10.00%
			September	3	30.00%
			October	2	20.00%
<b>Hazardous Materials</b>	<b>1</b>	<b>0.04%</b>			
			August	1	100.00%
<b>Intoxication</b>	<b>3</b>	<b>0.11%</b>			
			March	1	33.33%
			April	1	33.33%
			June	1	33.33%
<b>Juvenile Problem</b>	<b>16</b>	<b>0.59%</b>			
			March	1	6.25%
			June	2	12.50%

**Incident Analysis Report**

From: 01/01/2020 0:21

To: 12/01/2020 19:35

**Hardwick Police Department**

ORI: VT0030100  
Call Type

	Count of Inc.	% of Total Inc.	Month	Count of Inc.	% of Inc. Type
			July	2	12.50%
			August	1	6.25%
			September	4	25.00%
			October	2	12.50%
			November	4	25.00%
<b>Littering</b>	<b>8</b>	<b>0.29%</b>			
			February	1	12.50%
			May	1	12.50%
			July	3	37.50%
			September	1	12.50%
			October	2	25.00%
<b>Lost Property</b>	<b>12</b>	<b>0.44%</b>			
			January	2	16.67%
			February	1	8.33%
			April	2	16.67%
			June	1	8.33%
			September	1	8.33%
			October	3	25.00%
			November	2	16.67%
<b>Medical</b>	<b>35</b>	<b>1.29%</b>			
			January	2	5.71%
			February	5	14.29%
			March	2	5.71%
			April	2	5.71%
			May	3	8.57%
			June	5	14.29%
			July	2	5.71%
			August	3	8.57%
			September	5	14.29%
			October	4	11.43%
			November	2	5.71%
<b>Missing Person</b>	<b>9</b>	<b>0.33%</b>			
			March	1	11.11%
			June	1	11.11%
			July	2	22.22%

**Incident Analysis Report**

From: 01/01/2020 0:21

To: 12/01/2020 19:35

**Hardwick Police Department**

ORI: VT0030100  
Call Type

Count of Inc.	% of Total Inc.	Month	Count of Inc.	% of Inc. Type
		August	2	22.22%
		September	1	11.11%
		October	2	22.22%
<hr/>				
<b>Motor Vehicle Complaint</b>	<b>97</b>			<b>3.57%</b>
		January	13	13.40%
		February	4	4.12%
		March	4	4.12%
		April	3	3.09%
		May	7	7.22%
		June	14	14.43%
		July	14	14.43%
		August	12	12.37%
		September	9	9.28%
		October	14	14.43%
		November	3	3.09%
<hr/>				
<b>Noise Disturbance</b>	<b>43</b>			<b>1.58%</b>
		January	1	2.33%
		February	2	4.65%
		March	1	2.33%
		April	2	4.65%
		May	2	4.65%
		June	15	34.88%
		July	5	11.63%
		August	8	18.60%
		September	4	9.30%
		October	2	4.65%
		November	1	2.33%
<hr/>				
<b>Odor Investigation</b>	<b>2</b>			<b>0.07%</b>
		January	1	50.00%
		February	1	50.00%
<hr/>				
<b>Overdose</b>	<b>2</b>			<b>0.07%</b>
		April	1	50.00%
		September	1	50.00%
<hr/>				
<b>Parking Problem</b>	<b>5</b>			<b>0.18%</b>
		January	2	40.00%

**Incident Analysis Report**

From: 01/01/2020 0:21

To: 12/01/2020 19:35

**Hardwick Police Department**

ORI: VT0030100  
Call Type

Call Type	Count of Inc.	% of Total Inc.	Month	Count of Inc.	% of Inc. Type
			June	1	20.00%
			October	1	20.00%
			November	1	20.00%
<b>Phone Problem</b>	<b>2</b>	<b>0.07%</b>			
			June	1	50.00%
			October	1	50.00%
<b>Property Damage</b>	<b>6</b>	<b>0.22%</b>			
			April	2	33.33%
			May	1	16.67%
			August	2	33.33%
			November	1	16.67%
<b>Safety Hazard</b>	<b>3</b>	<b>0.11%</b>			
			March	1	33.33%
			June	1	33.33%
			November	1	33.33%
<b>Search Warrant</b>	<b>1</b>	<b>0.04%</b>			
			September	1	100.00%
<b>Sex offender Registry</b>	<b>1</b>	<b>0.04%</b>			
			March	1	100.00%
<b>Snowmobile</b>	<b>1</b>	<b>0.04%</b>			
			March	1	100.00%
<b>SOT</b>	<b>1</b>	<b>0.04%</b>			
			February	1	100.00%
<b>Suicide Attempt</b>	<b>4</b>	<b>0.15%</b>			
			June	1	25.00%
			August	2	50.00%
			October	1	25.00%
<b>Suspicious Event</b>	<b>201</b>	<b>7.41%</b>			
			January	20	9.95%
			February	12	5.97%
			March	14	6.97%
			April	17	8.46%
			May	14	6.97%
			June	12	5.97%



**Incident Analysis Report**

From: 01/01/2020 0:21

To: 12/01/2020 19:35

**Hardwick Police Department**

ORI: VT0030100  
Call Type

	Count of Inc.	% of Total Inc.	Month	Count of Inc.	% of Inc. Type
			July	24	11.94%
			August	22	10.95%
			September	29	14.43%
			October	16	7.96%
			November	21	10.45%
<b>Theft</b>	<b>34</b>	<b>1.25%</b>			
			January	1	2.94%
			February	2	5.88%
			March	3	8.82%
			May	1	2.94%
			June	2	5.88%
			July	9	26.47%
			August	7	20.59%
			September	2	5.88%
			October	3	8.82%
			November	3	8.82%
			December	1	2.94%
<b>Theft - Automobile</b>	<b>1</b>	<b>0.04%</b>			
			April	1	100.00%
<b>Threats/ Harassment</b>	<b>35</b>	<b>1.29%</b>			
			January	4	11.43%
			February	1	2.86%
			March	2	5.71%
			April	2	5.71%
			May	3	8.57%
			June	4	11.43%
			July	4	11.43%
			August	5	14.29%
			September	3	8.57%
			October	3	8.57%
			November	4	11.43%
<b>Tobacco Offense</b>	<b>1</b>	<b>0.04%</b>			
			January	1	100.00%
<b>Traffic Hazard</b>	<b>22</b>	<b>0.81%</b>			
			January	2	9.09%

**Incident Analysis Report**

From: 01/01/2020 0:21

To: 12/01/2020 19:35

**Hardwick Police Department**

ORI: VT0030100  
Call Type

	Count of Inc.	% of Total Inc.	Month	Count of Inc.	% of Inc. Type
			February	1	4.55%
			March	1	4.55%
			April	1	4.55%
			May	1	4.55%
			June	6	27.27%
			July	2	9.09%
			August	2	9.09%
			September	2	9.09%
			October	3	13.64%
			November	1	4.55%
<b>Traffic Offense</b>	<b>1</b>	<b>0.04%</b>			
			July	1	100.00%
<b>Traffic Stop</b>	<b>454</b>	<b>16.73%</b>			
			January	121	26.65%
			February	65	14.32%
			March	47	10.35%
			April	1	0.22%
			May	30	6.61%
			June	28	6.17%
			July	32	7.05%
			August	18	3.96%
			September	49	10.79%
			October	54	11.89%
			November	9	1.98%
<b>Trespassing</b>	<b>7</b>	<b>0.26%</b>			
			February	1	14.29%
			July	1	14.29%
			August	3	42.86%
			September	2	28.57%
<b>TRO/FRO Service</b>	<b>2</b>	<b>0.07%</b>			
			January	1	50.00%
			June	1	50.00%
<b>TRO/FRO Violation</b>	<b>3</b>	<b>0.11%</b>			
			January	2	66.67%
			September	1	33.33%

**Incident Analysis Report**

From: 01/01/2020 0:21

To: 12/01/2020 19:35

**Hardwick Police Department**

ORI: VT0030100

Call Type	Count of Inc.	% of Total Inc.	Month	Count of Inc.	% of Inc. Type
<b>Vandalism</b>	<b>8</b>	<b>0.29%</b>			
			May	1	12.50%
			June	3	37.50%
			July	1	12.50%
			August	1	12.50%
			September	1	12.50%
			October	1	12.50%
<b>VIN verification</b>	<b>47</b>	<b>1.73%</b>			
			January	1	2.13%
			February	1	2.13%
			March	4	8.51%
			April	6	12.77%
			May	5	10.64%
			June	8	17.02%
			July	9	19.15%
			August	2	4.26%
			September	3	6.38%
			October	5	10.64%
			November	3	6.38%
<b>Violation of Conditions of Release</b>	<b>5</b>	<b>0.18%</b>			
			June	1	20.00%
			October	3	60.00%
			November	1	20.00%
<b>Wanted Person</b>	<b>4</b>	<b>0.15%</b>			
			June	1	25.00%
			August	1	25.00%
			September	2	50.00%
<b>Welfare Check</b>	<b>43</b>	<b>1.58%</b>			
			January	5	11.63%
			February	9	20.93%
			March	4	9.30%
			April	1	2.33%
			May	3	6.98%
			June	2	4.65%
			July	3	6.98%

**Incident Analysis Report**

**From:** 01/01/2020 0:21

**To:** 12/01/2020 19:35

---

**Hardwick Police Department**

**ORI: VT0030100**  
Call Type

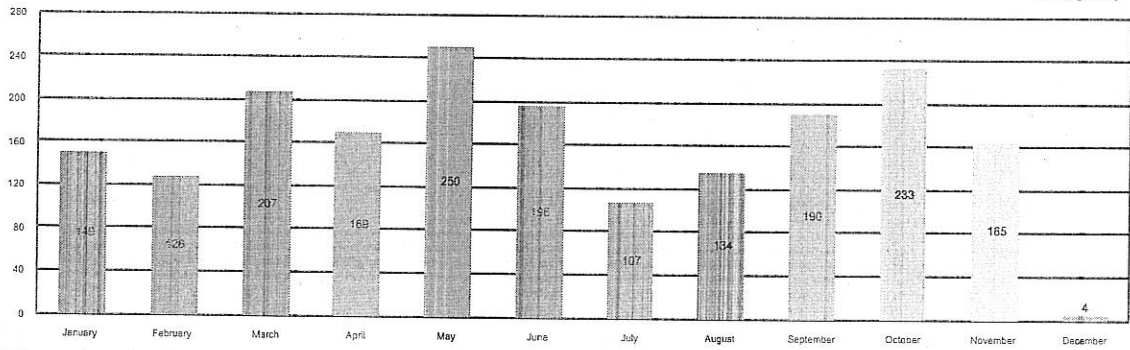
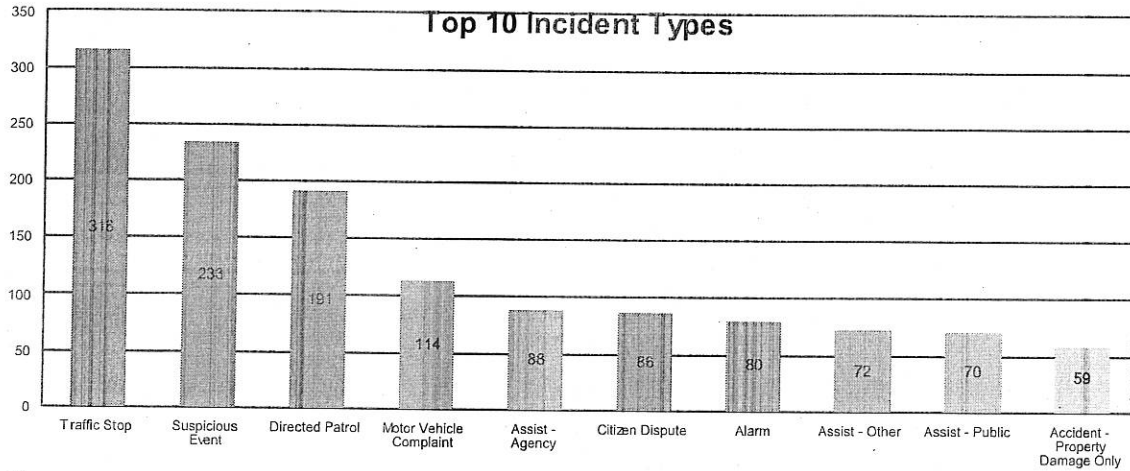
<b>Count of Inc.</b>	<b>% of Total Inc.</b>	<b>Month</b>	<b>Count of Inc.</b>	<b>% of Inc. Type</b>
		August	2	4.65%
		September	5	11.63%
		October	5	11.63%
		November	3	6.98%
		December	1	2.33%

---

**Total: 2714**



**Incident Analysis Report**  
Rev.02/17/12



**Incident Analysis Report**

From: 01/01/2021 10:43

To: 12/01/2021 19:56

**Hardwick Police Department**

ORI: VT0030100  
Call Type

Call Type	Count of Inc.	% of Total Inc.	Month	Count of Inc.	% of Inc. Type
<b>911 Hangup</b>	<b>36</b>	<b>1.86%</b>	January	8	22.22%
			February	4	11.11%
			March	1	2.78%
			April	2	5.56%
			May	4	11.11%
			June	3	8.33%
			August	6	16.67%
			September	6	16.67%
			October	1	2.78%
			November	1	2.78%
<b>Accident - Injury to Person(s)</b>	<b>7</b>	<b>0.36%</b>	March	3	42.86%
			June	2	28.57%

**Incident Analysis Report**

From: 01/01/2021 10:43

To: 12/01/2021 19:56

**Hardwick Police Department**

ORI: VT0030100  
Call Type

Call Type	Count of Inc.	% of Total Inc.	Month	Count of Inc.	% of Inc. Type
			July	1	14.29%
			September	1	14.29%
<b>Accident - LSA</b>	<b>9</b>	<b>0.47%</b>			
			January	1	11.11%
			March	1	11.11%
			April	1	11.11%
			June	3	33.33%
			September	1	11.11%
			October	1	11.11%
			November	1	11.11%
<b>Accident - Property Damage Only</b>	<b>59</b>	<b>3.05%</b>			
			January	7	11.86%
			February	7	11.86%
			March	8	13.56%
			April	6	10.17%
			May	4	6.78%
			June	6	10.17%
			July	2	3.39%
			August	5	8.47%
			September	3	5.08%
			October	6	10.17%
			November	4	6.78%
			December	1	1.69%
<b>Alarm</b>	<b>80</b>	<b>4.14%</b>			
			January	11	13.75%
			February	1	1.25%
			March	10	12.50%
			April	3	3.75%
			May	6	7.50%
			June	13	16.25%
			July	7	8.75%
			August	1	1.25%
			September	7	8.75%
			October	11	13.75%
			November	10	12.50%

**Incident Analysis Report**

From: 01/01/2021 10:43

To: 12/01/2021 19:56

**Hardwick Police Department**

ORI: VT0030100

Call Type	Count of Inc.	% of Total Inc.	Month	Count of Inc.	% of Inc. Type
<b>Animal Problem</b>	<b>43</b>	<b>2.23%</b>			
			February	1	2.33%
			March	3	6.98%
			April	3	6.98%
			May	3	6.98%
			June	2	4.65%
			July	3	6.98%
			August	1	2.33%
			September	11	25.58%
			October	14	32.56%
			November	2	4.65%
<b>Assault</b>	<b>11</b>	<b>0.57%</b>			
			January	1	9.09%
			April	2	18.18%
			May	1	9.09%
			September	6	54.55%
			November	1	9.09%
<b>Assist - Agency</b>	<b>88</b>	<b>4.55%</b>			
			January	16	18.18%
			February	7	7.95%
			March	8	9.09%
			April	4	4.55%
			May	7	7.95%
			June	8	9.09%
			July	5	5.68%
			August	4	4.55%
			September	8	9.09%
			October	14	15.91%
			November	7	7.95%
<b>Assist - Motorist</b>	<b>20</b>	<b>1.04%</b>			
			January	1	5.00%
			February	2	10.00%
			March	5	25.00%
			April	4	20.00%
			May	1	5.00%

**Incident Analysis Report**

From: 01/01/2021 10:43

To: 12/01/2021 19:56

**Hardwick Police Department**

ORI: VT0030100  
Call Type

Count of Inc.	% of Total Inc.	Month	Count of Inc.	% of Inc. Type
		July	1	5.00%
		August	1	5.00%
		September	2	10.00%
		November	3	15.00%
<hr/>				
<b>Assist - Other</b>	<b>72</b>			<b>3.73%</b>
		January	8	11.11%
		February	18	25.00%
		March	6	8.33%
		April	6	8.33%
		May	12	16.67%
		June	3	4.17%
		July	4	5.56%
		August	5	6.94%
		September	2	2.78%
		October	7	9.72%
		November	1	1.39%
<hr/>				
<b>Assist - Public</b>	<b>70</b>			<b>3.62%</b>
		January	3	4.29%
		February	5	7.14%
		March	7	10.00%
		April	4	5.71%
		May	5	7.14%
		June	8	11.43%
		July	5	7.14%
		August	8	11.43%
		September	8	11.43%
		October	10	14.29%
		November	7	10.00%
<hr/>				
<b>ATV Incident</b>	<b>3</b>			<b>0.16%</b>
		April	1	33.33%
		June	1	33.33%
		September	1	33.33%
<hr/>				
<b>Background Investigation</b>	<b>4</b>			<b>0.21%</b>
		February	2	50.00%
		March	1	25.00%



**Incident Analysis Report**

From: 01/01/2021 10:43

To: 12/01/2021 19:56

**Hardwick Police Department**

ORI: VT0030100

Call Type	Count of Inc.	% of Total Inc.	Month	Count of Inc.	% of Inc. Type
			May	1	25.00%
<b>Burglary</b>	<b>3</b>	<b>0.16%</b>			
			February	1	33.33%
			August	1	33.33%
			October	1	33.33%
<b>Citizen Dispute</b>	<b>86</b>	<b>4.45%</b>			
			January	11	12.79%
			February	9	10.47%
			March	7	8.14%
			April	9	10.47%
			May	9	10.47%
			June	3	3.49%
			July	6	6.98%
			August	8	9.30%
			September	8	9.30%
			October	7	8.14%
			November	9	10.47%
<b>CO Alarm</b>	<b>2</b>	<b>0.10%</b>			
			January	1	50.00%
			June	1	50.00%
<b>Custodial Dispute</b>	<b>4</b>	<b>0.21%</b>			
			January	1	25.00%
			February	1	25.00%
			July	1	25.00%
			August	1	25.00%
<b>Dead Body</b>	<b>6</b>	<b>0.31%</b>			
			January	1	16.67%
			April	1	16.67%
			June	2	33.33%
			July	2	33.33%
<b>Deliver Message</b>	<b>2</b>	<b>0.10%</b>			
			July	1	50.00%
			October	1	50.00%
<b>Directed Patrol</b>	<b>191</b>	<b>9.89%</b>			
			January	4	2.09%

**Incident Analysis Report**

From: 01/01/2021 10:43

To: 12/01/2021 19:56

**Hardwick Police Department**

ORI: VT0030100  
Call Type

Count of Inc.	% of Total Inc.	Month	Count of Inc.	% of Inc. Type
		February	3	1.57%
		March	4	2.09%
		April	2	1.05%
		May	14	7.33%
		June	8	4.19%
		July	7	3.66%
		August	26	13.61%
		September	36	18.85%
		October	47	24.61%
		November	39	20.42%
		December	1	0.52%
<hr/>				
<b>DLS</b>	<b>6</b>			<b>0.31%</b>
		January	3	50.00%
		February	1	16.67%
		March	1	16.67%
		May	1	16.67%
<hr/>				
<b>DUI</b>	<b>2</b>			<b>0.10%</b>
		April	1	50.00%
		July	1	50.00%
<hr/>				
<b>Electric Problem</b>	<b>1</b>			<b>0.05%</b>
		May	1	100.00%
<hr/>				
<b>Fire</b>	<b>9</b>			<b>0.47%</b>
		January	2	22.22%
		March	2	22.22%
		April	2	22.22%
		May	1	11.11%
		July	1	11.11%
		November	1	11.11%
<hr/>				
<b>Fire Alarm</b>	<b>3</b>			<b>0.16%</b>
		March	1	33.33%
		May	2	66.67%
<hr/>				
<b>Foot Patrol</b>	<b>30</b>			<b>1.55%</b>
		January	13	43.33%
		February	1	3.33%
		March	2	6.67%

**Incident Analysis Report**

From: 01/01/2021 10:43

To: 12/01/2021 19:56

**Hardwick Police Department**

ORI: VT0030100  
Call Type

Call Type	Count of Inc.	% of Total Inc.	Month	Count of Inc.	% of Inc. Type
			April	1	3.33%
			May	2	6.67%
			June	5	16.67%
			July	2	6.67%
			October	3	10.00%
			November	1	3.33%
			<b>Found Property</b>	<b>14</b>	<b>0.72%</b>
			January	1	7.14%
			February	1	7.14%
			March	3	21.43%
			May	2	14.29%
			July	1	7.14%
			August	1	7.14%
			September	1	7.14%
			October	2	14.29%
			November	2	14.29%
<b>Fraud</b>	<b>7</b>	<b>0.36%</b>			
			January	2	28.57%
			May	1	14.29%
			August	1	14.29%
			September	2	28.57%
			November	1	14.29%
<b>Information</b>	<b>2</b>	<b>0.10%</b>			
			August	1	50.00%
			October	1	50.00%
<b>Intoxication</b>	<b>11</b>	<b>0.57%</b>			
			March	2	18.18%
			May	2	18.18%
			June	1	9.09%
			July	2	18.18%
			September	1	9.09%
			October	2	18.18%
			November	1	9.09%
<b>Juvenile Problem</b>	<b>34</b>	<b>1.76%</b>			
			January	1	2.94%

**Incident Analysis Report**

From: 01/01/2021 10:43

To: 12/01/2021 19:56

**Hardwick Police Department**

ORI: VT0030100  
Call Type

Call Type	Count of Inc.	% of Total Inc.	Month	Count of Inc.	% of Inc. Type
			February	2	5.88%
			March	1	2.94%
			April	1	2.94%
			May	2	5.88%
			June	4	11.76%
			July	1	2.94%
			August	2	5.88%
			September	4	11.76%
			October	9	26.47%
			November	7	20.59%
<b>Littering</b>	<b>1</b>	<b>0.05%</b>			
			April	1	100.00%
<b>Lost Property</b>	<b>8</b>	<b>0.41%</b>			
			February	1	12.50%
			March	2	25.00%
			April	1	12.50%
			August	1	12.50%
			September	1	12.50%
			October	2	25.00%
<b>Medical</b>	<b>33</b>	<b>1.71%</b>			
			January	1	3.03%
			February	4	12.12%
			March	4	12.12%
			April	4	12.12%
			May	4	12.12%
			June	9	27.27%
			July	1	3.03%
			August	3	9.09%
			September	2	6.06%
			November	1	3.03%
<b>Mental Health Incident</b>	<b>7</b>	<b>0.36%</b>			
			May	2	28.57%
			June	1	14.29%
			July	1	14.29%
			August	1	14.29%



**Incident Analysis Report**

From: 01/01/2021 10:43

To: 12/01/2021 19:56

**Hardwick Police Department**

ORI: VT0030100  
Call Type

Call Type	Count of Inc.	% of Total Inc.	Month	Count of Inc.	% of Inc. Type
			October	1	14.29%
			November	1	14.29%
<b>Missing Person</b>	<b>5</b>	<b>0.26%</b>			
			January	1	20.00%
			March	1	20.00%
			May	1	20.00%
			September	1	20.00%
			October	1	20.00%
<b>Motor Vehicle Complaint</b>	<b>114</b>	<b>5.90%</b>			
			January	5	4.39%
			February	6	5.26%
			March	14	12.28%
			April	7	6.14%
			May	12	10.53%
			June	9	7.89%
			July	6	5.26%
			August	9	7.89%
			September	16	14.04%
			October	20	17.54%
			November	10	8.77%
<b>Noise Disturbance</b>	<b>25</b>	<b>1.29%</b>			
			February	1	4.00%
			April	1	4.00%
			May	2	8.00%
			June	2	8.00%
			July	4	16.00%
			August	5	20.00%
			September	2	8.00%
			October	3	12.00%
			November	5	20.00%
<b>Odor Investigation</b>	<b>1</b>	<b>0.05%</b>			
			January	1	100.00%
<b>Overdose</b>	<b>4</b>	<b>0.21%</b>			
			January	1	25.00%
			June	2	50.00%

**Incident Analysis Report**

From: 01/01/2021 10:43

To: 12/01/2021 19:56

**Hardwick Police Department**

ORI: VT0030100

Call Type	Count of Inc.	% of Total Inc.	Month	Count of Inc.	% of Inc. Type
<b>Parking Problem</b>	<b>5</b>	<b>0.26%</b>	July	1	25.00%
			March	1	20.00%
			April	1	20.00%
			July	2	40.00%
			October	1	20.00%
<b>Property Damage</b>	<b>1</b>	<b>0.05%</b>	October	1	100.00%
<b>Property Watch</b>	<b>1</b>	<b>0.05%</b>	July	1	100.00%
<b>Public Speaking</b>	<b>1</b>	<b>0.05%</b>	October	1	100.00%
<b>Radar Sign</b>	<b>2</b>	<b>0.10%</b>	October	1	50.00%
			November	1	50.00%
<b>Safety Hazard</b>	<b>4</b>	<b>0.21%</b>	April	1	25.00%
			June	2	50.00%
			September	1	25.00%
<b>Search Warrant</b>	<b>1</b>	<b>0.05%</b>	June	1	100.00%
<b>Suspicious Event</b>	<b>233</b>	<b>12.06%</b>	January	25	10.73%
			February	9	3.86%
			March	32	13.73%
			April	31	13.30%
			May	22	9.44%
			June	25	10.73%
			July	13	5.58%
			August	17	7.30%
			September	22	9.44%
			October	20	8.58%
			November	17	7.30%
<b>Theft</b>	<b>39</b>	<b>2.02%</b>			

**Incident Analysis Report**

From: 01/01/2021 10:43

To: 12/01/2021 19:56

**Hardwick Police Department**

ORI: VT0030100  
Call Type

Count of Inc.	% of Total Inc.	Month	Count of Inc.	% of Inc. Type
		February	2	5.13%
		March	1	2.56%
		April	3	7.69%
		May	1	2.56%
		June	1	2.56%
		July	5	12.82%
		August	4	10.26%
		September	8	20.51%
		October	6	15.38%
		November	6	15.38%
		December	2	5.13%
<hr/>				
<b>Theft - Automobile</b>	<b>3</b>		<b>0.16%</b>	
		January	1	33.33%
		February	1	33.33%
		September	1	33.33%
<hr/>				
<b>Threats/ Harassment</b>	<b>32</b>		<b>1.66%</b>	
		January	3	9.38%
		February	3	9.38%
		March	4	12.50%
		April	4	12.50%
		May	3	9.38%
		June	1	3.13%
		July	2	6.25%
		August	1	3.13%
		September	5	15.63%
		October	1	3.13%
		November	5	15.63%
<hr/>				
<b>Traffic Hazard</b>	<b>35</b>		<b>1.81%</b>	
		January	5	14.29%
		February	2	5.71%
		March	7	20.00%
		April	1	2.86%
		May	3	8.57%
		June	2	5.71%
		July	3	8.57%

**Incident Analysis Report**

From: 01/01/2021 10:43

To: 12/01/2021 19:56

**Hardwick Police Department**

ORI: VT0030100  
Call Type

Call Type	Count of Inc.	% of Total Inc.	Month	Count of Inc.	% of Inc. Type
			August	3	8.57%
			September	2	5.71%
			October	4	11.43%
			November	3	8.57%
<b>Traffic Offense</b>	<b>1</b>	<b>0.05%</b>			
			March	1	100.00%
<b>Traffic Stop</b>	<b>316</b>	<b>16.36%</b>			
			January	4	1.27%
			February	26	8.23%
			March	49	15.51%
			April	45	14.24%
			May	104	32.91%
			June	43	13.61%
			July	4	1.27%
			August	5	1.58%
			September	6	1.90%
			October	21	6.65%
			November	9	2.85%
<b>Transport</b>	<b>5</b>	<b>0.26%</b>			
			April	2	40.00%
			May	2	40.00%
			August	1	20.00%
<b>Trespassing</b>	<b>8</b>	<b>0.41%</b>			
			May	2	25.00%
			August	1	12.50%
			September	2	25.00%
			October	1	12.50%
			November	2	25.00%
<b>TRO/FRO Service</b>	<b>16</b>	<b>0.83%</b>			
			January	1	6.25%
			February	1	6.25%
			March	2	12.50%
			April	1	6.25%
			June	2	12.50%
			August	2	12.50%

**Incident Analysis Report**

From: 01/01/2021 10:43

To: 12/01/2021 19:56

**Hardwick Police Department**

ORI: VT0030100

Call Type

Call Type	Count of Inc.	% of Total Inc.	Month	Count of Inc.	% of Inc. Type
			September	2	12.50%
			October	3	18.75%
			November	2	12.50%
<b>TRO/FRO Violation</b>	<b>6</b>	<b>0.31%</b>			
			March	2	33.33%
			June	2	33.33%
			July	1	16.67%
			September	1	16.67%
<b>Unsecure Premis</b>	<b>3</b>	<b>0.16%</b>			
			February	1	33.33%
			July	2	66.67%
<b>Vandalism</b>	<b>11</b>	<b>0.57%</b>			
			April	2	18.18%
			May	3	27.27%
			June	2	18.18%
			July	1	9.09%
			August	1	9.09%
			September	1	9.09%
			October	1	9.09%
<b>VIN verification</b>	<b>32</b>	<b>1.66%</b>			
			January	2	6.25%
			February	4	12.50%
			March	4	12.50%
			April	3	9.38%
			May	2	6.25%
			June	9	28.13%
			July	1	3.13%
			August	2	6.25%
			September	2	6.25%
			October	2	6.25%
			November	1	3.13%
<b>Violation of Conditions of Release</b>	<b>4</b>	<b>0.21%</b>			
			June	1	25.00%
			September	1	25.00%
			October	2	50.00%

**Incident Analysis Report**

From: 01/01/2021 10:43

To: 12/01/2021 19:56

**Hardwick Police Department**

ORI: VT0030100

Call Type	Count of Inc.	% of Total Inc.	Month	Count of Inc.	% of Inc. Type
<b>Wanted Person</b>	<b>12</b>	<b>0.62%</b>			
			January	1	8.33%
			March	1	8.33%
			April	4	33.33%
			May	1	8.33%
			June	2	16.67%
			July	1	8.33%
			August	1	8.33%
			November	1	8.33%
<b>Weapons Offense</b>	<b>1</b>	<b>0.05%</b>			
			August	1	100.00%
<b>Welfare Check</b>	<b>47</b>	<b>2.43%</b>			
			January	2	4.26%
			February	1	2.13%
			March	6	12.77%
			April	4	8.51%
			May	5	10.64%
			June	7	14.89%
			July	5	10.64%
			August	4	8.51%
			September	6	12.77%
			October	4	8.51%
			November	3	6.38%
<b>Total:</b>	<b>1932</b>				